

NIDDY NODDY - SAMPLER, CLASSIC AND JUMBO

Sampler 90cm (36") skein, Classic 150cm (60") skein, Jumbo 200cm (79") skein

Wind yarn into convenient skeins for washing and dyeing.

Finishing and Assembly

The Silver Beech tree is a native of New Zealand and has a lovely variety of colour and grain.

We recommend the wood be waxed or sealed to protect it from climatic changes and prevent it from getting dirty or stained.

First use the enclosed sandpaper to smooth the timber. If you decide to permanently attach one or both ends, apply a drop of wood glue to the ends of the shaft and hole. Then assemble with the ends at right angles to each other and allow the glue to dry. Then finish the wood.


For a silky smooth matt finish use the Ashford Finishing Wax Polish to enhance the natural colours and character of the wood.

Skein the yarn


Wind the yarn directly from the bobbin still on the spinning wheel but leave the brake tension lightly in place to prevent the bobbin over-spinning. Before removing the skein, loosely tie in two or three places to hold it in place. After washing or dyeing use an Ashford Skeiner and ball winder to conveniently wind your skein into a ball.

For more information on fibre preparation, spinning and skeining please refer to "The Ashford Book of Hand Spinning" by Jo Reeve.

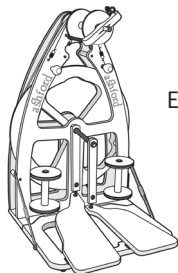
Spinning Wheels from Ashford



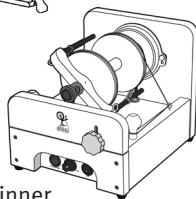
Traditional



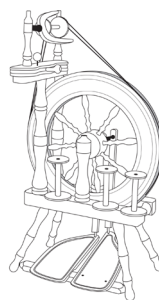
Elizabeth 2



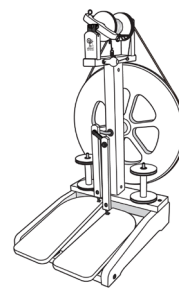
Joy 2



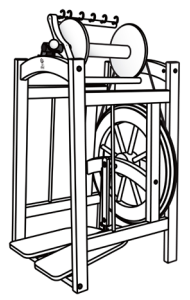
e-Spinner



Traveller



Kiwi 2



Country 2
NN24112015V1

